

SHELVING

Real Tuff Shelving

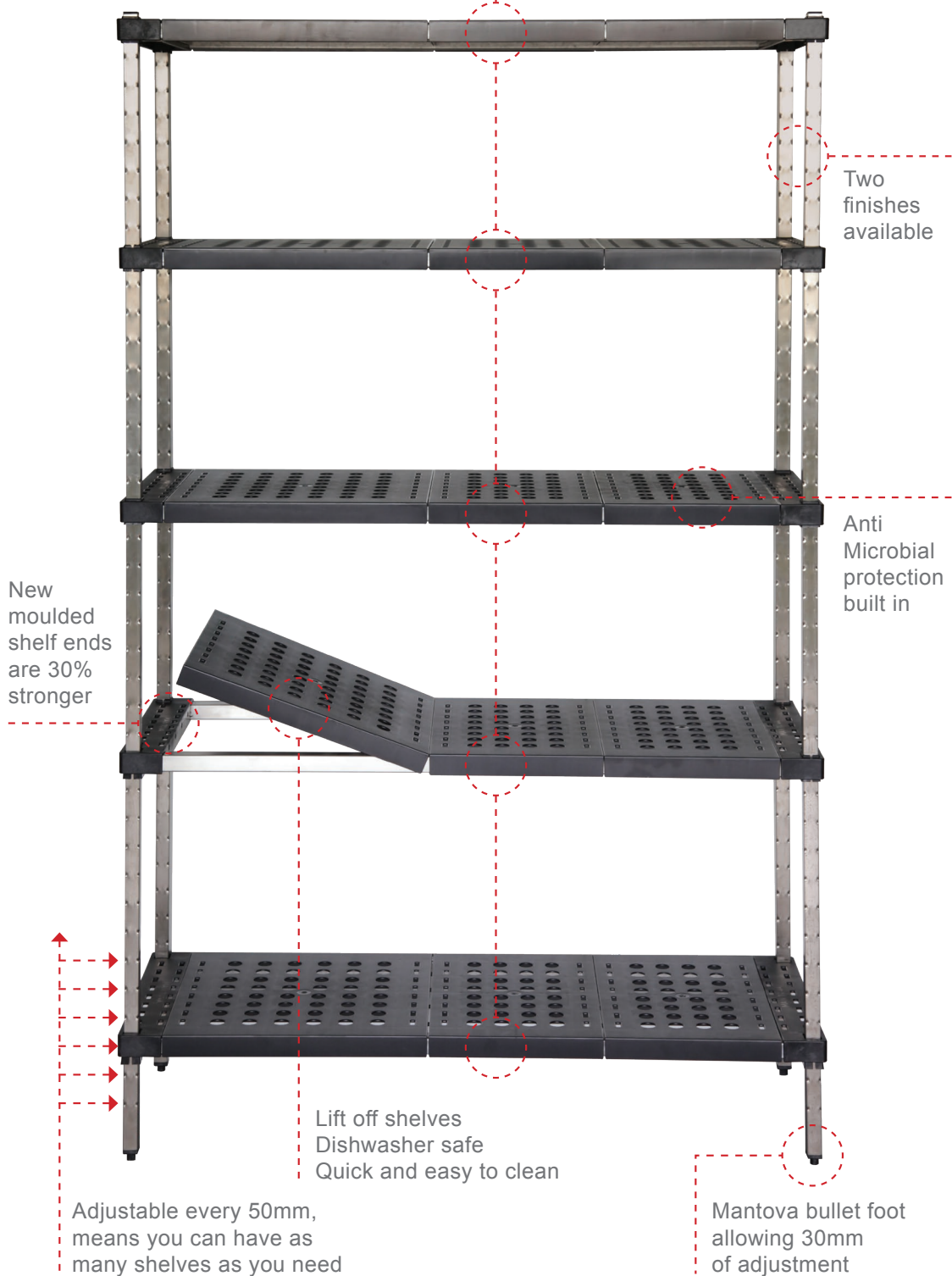
Australia's most popular commercial shelving is now stronger, neater and easier to clean. It's 100% Made in Australia for Australian businesses.



  **-30°C to 90°C**



250 KG per level



Two finishes available

Anti Microbial protection built in

New moulded shelf ends are 30% stronger

Lift off shelves
Dishwasher safe
Quick and easy to clean

Adjustable every 50mm, means you can have as many shelves as you need

Mantova bullet foot allowing 30mm of adjustment

▶ **KEY FEATURES:**

- 100% Australian Made
- Will hold 250kg per level
- Australian Warranty
- 100% Recyclable
- Quick, Easy Assembly
- Anti Microbial built in
- Corrosion Resistant
- Adjustable every 50mm

▶ **FINISHES:**

- 304 Grade Stainless Steel
- "ALLGAL" Galvanised inside and out

▶ **SHELF SIZES:**

All shelf sizes in "ALLGAL" and Stainless Steel kept in stock

- Widths
300, 450, 525 and 600mm
- Lengths
600, 750, 900, 1050, 1200, 1350, 1500, 1650 and 1800mm
- Post Sizes
200, 1200, 1800 and 2000mm

▶ **OTHER ONFIGURATIONS:**

Add-On Unit



Corner Unit



Real Tuff Shelf Sizes

| Widths | | Lengths | | Standard Post Heights |
|--------|---|--|---|-----------------------|
| 300mm | × | 600, 750, 900, 1050, 1200, 1350, 1500, 1650 and 1800mm | × | 1 tier - 200mm high |
| 450mm | | | | 3 tiers - 1200mm high |
| 525mm | | | | 4 tiers - 1800mm high |
| 600mm | | | | 5 tiers - 2000mm high |

M-SPAN Shelving

The all new M-Span shelf is designed to be easy to clean and last a lifetime for an affordable price. Made by over moulding a sub frame with Food Grade Polypropylene to produce a strong shelf in one process. This patented technique reduces the cost and the carbon footprint to benefit both the customer and the environment.



▶ **WEIGHT LOADING:**

M-Span shelves are rated to 200kgs evenly spaced per tier up to 1200mm long. Sizes 1350mm, 1500mm are rated to 150kg evenly spaced.

Shelf clips are rated to 150kg up to 1200mm and 100kg for 1350 and 1500mm long shelves.

▶ **ASSEMBLY:**

M-Span Shelving is quick and simple to assemble requiring no tools. Clear access corner units and add on units use stainless steel M-Span shelf clips eliminating 2 posts. All Shelf Posts come standard with adjustable feet.

▶ **WARRANTY:**

M-Span Shelves: 20 Year Non Corrosion Warranty + 12 months Structural Warranty against manufacturing defects.

Posts: Choose between 304 Grade Stainless Steel and Galvanised posts. Each have a 12 month Structural Warranty against manufacturing defects.

▶ **ANTI-MICROBIAL PROTECTION:**


M-Span shelves have **LIFE MATERIALS** Anti-Microbial Protection built in during the manufacturing process to help maintain hygienic food storage.

▶ **AIR FLOW:**

The large flat open surfaces of the M-Span shelf enhance the airflow through the holes in the surface of the shelf.

▶ **USAGE:**

M-Span shelving is suitable for dry store, coolroom and freezer use. The large flat surfaces can be written on, this is handy for organisation or customer info.



M-SPAN Shelf Sizes

| Widths | | Lengths | | Standard Post Heights |
|--------|---|--|---|-----------------------|
| 310mm | X | 600, 750, 900, 1050, 1200, 1350 and 1500mm | X | 3 tiers - 1200mm high |
| 460mm | | | | 4 tiers - 1800mm high |
| 610mm | | | | 5 tiers - 2000mm high |

Post Style *with* Wire Grid Shelves

Mantova's Wire Grid Shelving has solid roll formed sides which are easier to clean than other brands of wire shelving. Fully welded steel corners make this shelving very strong. The solid roll formed frame gives a clean look as well as price and product name space for front of shop use.



▶ **SHELVES**

Frames are welded 32 mm x 2.5 mm roll formed section with Wire Grid of 4 mm wires spaced on 8 mm cross supports spaced at 25 mm centres.

▶ **POSTS**

Posts are manufactured from 304 Stainless Steel and "ALLGAL" Galvanised 25 mm x 25 mm x 1.2 mm tube fitted with a Mantova bullet foot allowing 32 mm of adjustment.

▶ **SHELF FINISHES**

- Zinc with Clear Lacquer
- Polished Stainless Steel

▶ **WEIGHT LOADING:**

Wire shelves are rated to 200kgs evenly spaced per tier up to 1200mm long. Sizes 1350mm to 1800mm are rated to 150kg evenly spaced.

Shelf clips are rated to 150kg up to 1200mm and 100kg for 1350 to 1800mm long shelves.

▶ **WARRANTY**

All components come with a 12 month Structural Warranty against manufacturing defects.



Wire Grid Shelf Sizes

| Widths | | Lengths | | Standard Post Heights |
|--------|---|--|---|---|
| 300mm | × | 600, 750, 900, 1050, 1200, 1350, 1500, 1650 and 1800mm | × | 3 tiers - 1200mm high 4 tiers - 1800mm high 5 tiers - 2000mm high |
| 450mm | | | | |
| 525mm | | | | |
| 600mm | | | | |

Top Track Compactus Shelving

Ideal for wet areas, Top Track Shelving provides clear uninterrupted floor space for cleaning and trolley access. There are no floor tracks to gather debris or trip over.


Mobile assemblies are fixed to bases with large diameter heavy duty castors to ensure ease of movement. Guided between the top tracks shelving bays can be easily opened when required.



M-Span, Real Tuff and Wire Shelves can be used for Top Track Compactus Shelving.

► **OPTIONS**

- Rear and Side Mesh Panels
- Rear and Side Ledges
- Product Stops



Compactus Shelving Dimensions

| Length | Widths | Height | Shelf Widths | Finishes |
|--------------|-----------------|--------------|--------------|---|
| up to 5500mm | 600mm to 1500mm | up to 2100mm | 450 or 600 | - Zinc Lacquered - Stainless Steel - M-SPAN |

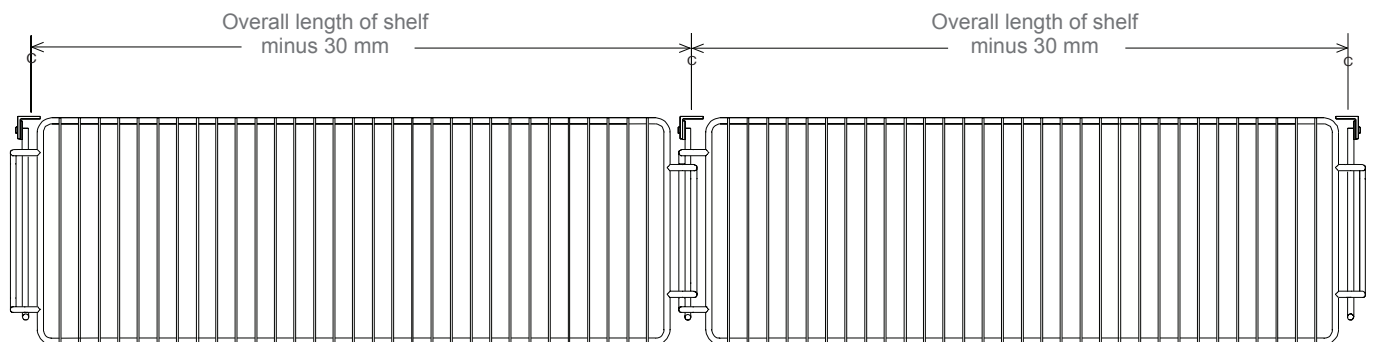
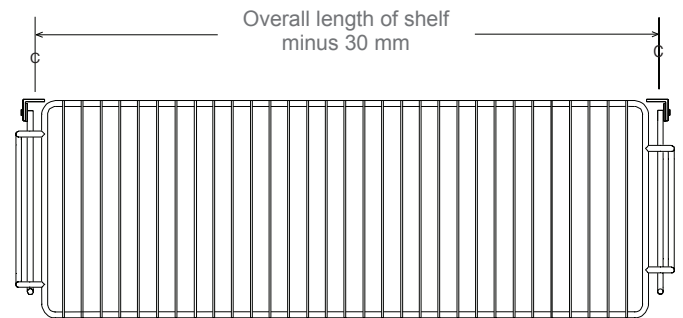
Wire Wall Shelving

Wall mounted adjustable wire grid shelving. Wall Shelves are removable for cleaning.

- ▶ Made from 8mm frames with 4mm wires @ 25mm centres.
- ▶ Shelves are reinforced with 25mm x 3mm bars.
- ▶ Shelves are secured on brackets adjustable every 50mm to wall angles.
- ▶ Shelves share common brackets on continuous runs.



Fix centre of brackets at...



Shelf

| Part No. | Size | Finish |
|--------------|------------|-----------------|
| # SWALL6030 | 600 x 300 | Stainless Steel |
| # SWALL9030 | 900 x 300 | |
| # SWALL12030 | 1200 x 300 | |

Bracket

| Part No. | Size | Finish |
|----------|-------|-----------------|
| # SB300 | 300mm | Stainless Steel |

Wall Angle

| Part No. | Size (mm) | Finish |
|-----------|-----------|-----------------|
| # SWA300 | 300 | Stainless Steel |
| # SWA450 | 450 | |
| # SWA600 | 600 | |
| # SWA900 | 900 | |
| # SWA1200 | 1200 | |
| # SWA1500 | 1500 | |
| # SWA1800 | 1800 | |

Post Style Dunnage Shelving

Heavy Duty shelving with adjustable shelf heights. Easy to clean and corrosion free shelf ends.

▶ **SHELF SIZES:**

Widths

450, 525 and 600mm

Lengths

600, 750, 900, 1050, 1200, 1350, 1500mm

Standard Post Heights

1200, 1800 and 2000mm high

▶ **POSTS**

Posts are fitted with an adjustable

Bullet Foot

or

optional Disc foot that allows for floor fixing

and provides 65mm of adjustment

▶ **WEIGHT LOADING**

Shelves will hold 350kgs per tier

▶ **FINISHES**

- 304 Grade Stainless Steel

- Galvanised



Post Style Dunnage Shelving Sizes

| Widths | | Lengths | | Standard Post Heights |
|--------|---|--|---|-----------------------|
| 450mm | X | 600, 750, 900, 1050, 1200, 1350 and 1500mm | X | 3 tiers - 1200mm high |
| 525mm | | | | 4 tiers - 1800mm high |
| 600mm | | | | 5 tiers - 2000mm high |

Dunnage Shelving

Dunnage shelving is used to store heavy items off the floor. For loads up to 450kg use post style dunnage shelving. For loads in excess of 450kg use the fully welded dunnage rack.

Both styles are available in 2 tiers.

Compatible with standard Real Tuff shelving



▶ **WEIGHT LOADING**

450kg evenly spaced

▶ **SHELVES**

25 x 25mm Square Tube

Glass filled Nylon ends

Designed to withstand heavy loading

▶ **FINISHES**

- Galvanised

- Polished Stainless Steel

▶ **OPTIONS**

- Heavy Duty Stainless Disc Foot (shown below)

- Fully welded for loads in excess of 450kg


▶ **NOTES**

- Heavy Duty legs come with an adjustable foot and base flange (shown above)

- Addition of central support leg for 1500, 1650 and 1800mm lengths (shown below)

- Available in 2 tier standard post style

- Can be added to standard Real Tuff Shelving



Dunnage Shelf Sizes

| Widths | | Lengths | | Post Height |
|--------|---|--|---|--|
| 450mm | X | 600, 750, 900, 1050, 1200, 1350, 1500, 1650 and 1800mm | X | 200mm achieves 150mm of ground clearance |
| 525mm | | | | |
| 600mm | | | | |

Compatible with standard
Real Tuff Shelving



Galvanised Finish



Mobile Shelving

Mobile shelving is handy for a large workplace where goods need to be moved long distances. Also useful when access is tight and peoples movements can be blocked.



► **SHELF OPTIONS**

- M-SPAN
- Real Tuff
- Wire Grid



Add Shelf Ledges to the perimeter of the shelves to stop your items falling off



M-SPAN Mobile Shelf Sizes

| Widths | | Lengths | | Standard Post Heights |
|--------|---|--|---|-----------------------|
| 460mm | X | 600, 750, 900, 1050, 1200, 1350 and 1500mm | X | 3 tiers - 1200mm high |
| 610mm | | | | 4 tiers - 1800mm high |
| | | | | 5 tiers - 2000mm high |

Real Tuff and Wire Grid Mobile Shelf Sizes

| Widths | | Lengths | | Standard Post Heights |
|--------|---|--|---|-----------------------|
| 450mm | X | 600, 750, 900, 1050, 1200, 1350, 1500, 1650 and 1800mm | X | 3 tiers - 1200mm high |
| 525mm | | | | 4 tiers - 1800mm high |
| 600mm | | | | 5 tiers - 2000mm high |